

# Animation as a learning tool


International semester in  
animation as a method of learning

Spring Semester (February – May) 30 ECTS

*and*

Autumn Semester (Mid August – December) 30 ECTS

Location: Viborg – Denmark



VIA University College, Education and Social Studies, Viborg

Reberbanen 13, 8800 Viborg, Denmark

Tel. +45 87 55 37 00 • Fax: +45 87 55 37 01

E-mail: [viborg.international@viauc.dk](mailto:viborg.international@viauc.dk) • [www.viauc.com](http://www.viauc.com)



**VIA**   
UNIVERSITY COLLEGE

# Animation as a learning tool

## International semester in animation as a method of learning

Autumn Semester (Mid August – December) 30 ECTS

Spring Semester (February – May) 30 ECTS

Location: Viborg (Denmark)

### **Animation *as a learning tool***


Childhood has changed rapidly over the past few years – and the methods that we use as teachers and educators of children and young people should reflect these changes.

Children learn best and most when they enjoy what they are doing. Using animation as a tool to encourage and develop children's learning is not only fun but effective! By using animation children develop skills and competencies in:

- Story telling
- Visual communication
- Cognition, emotional, ethic and aesthetic aspects
- Observation and sensory aspects
- Concentration
- Problem-solving and innovative aspects

The module is an integrated part of the bachelor degree programme in Education and Social Studies.

The language of instruction is English.



## Aims of the module

- To explore the possibilities of animation as a method of learning to develop childrens and young people's skills and competencies
- To acquire skills in using ICT/multimedia in pedagogical learning
- To develop an understanding for aesthetic, alternative and inclusive learning methods and didactics
- To learn to work in groups and develop personal and professional skills in cooperation
- To acquire basic animation skills and learn the processes behind an animated film
- To obtain experience in the pedagogical uses of animation through fieldwork – observations, interviews, data collection and analysis
- To widen the theoretical knowledge of alternative educational and learning approaches and to understand these approaches in comparison with more traditional approaches



In this module, animation is being used in the sense of bringing character to life.

**The module is designed for students who wish to study in Denmark and use animation as a pedagogical tool in their professional work with children and youngsters.**

## *The module will include the following learning aspects*

### **Theme 1.**

#### ***Introduction***

- Theatre Sport
- Pixilation
- A broad introduction to a guide in how to animate
- Short film productions
- "Getting to know each other" and field trip

### **Theme 2.**

#### ***Narrativity***

- Danish art and culture
- Art history
- Picture composition
- Character design
- Storyboarding
- Story-telling
- Narrative technique
- Constructivist perception

### **Theme 3.**

#### ***Language and learning theory***

- Overview of Theory of Science
- Language and concept formation
- Language and identity
- Language and thinking
- Children's development

### **Theme 4.**

#### ***Didactic considerations***

- Applied didactics
- Didactic theory
- Didactic perspectives in linguistic development work
- Drawing: Life modelling and drawing for animation

### **Theme 5.**

#### ***Film analysis and production***

- Analysis of film
- Visual Communication
- Knowledge of genres
- Comparative media analysis
- Introduction to various animation techniques
- Software and technical set-up





### **Theme 6.**

#### ***Aesthetic learning***

- Aesthetics and learning
- Creative processes
- Drama and drama theory
- Children and young people contributing actively to culture

### **Theme 7.**

#### ***Alternative methods of learning and intercultural meetings***

- Cultural challenges in a learning situation
- Visiting schools
- Presentations of intercultural meetings
- Student presentation of culture, learning and learning traditions
- Options with animation in a learning situation

### **Theme 8.**

#### ***Preparation of field work***

- Planning of field work, didactical considerations, review of relevant theories etc.
- Field work

### **Theme 9.**

#### ***Evaluation***

- Evaluation of practical training and the chosen didactic and animation techniques etc.
- The children's films and evaluation

### **Theme 10.**

#### ***Preparation of final report and final film production***

- Advise of productions
- Production of final film
- Work with written assignment based on the final film production, practice and curriculum


The module will be a mixture of lectures and self studies such as exercises related to the lectures.

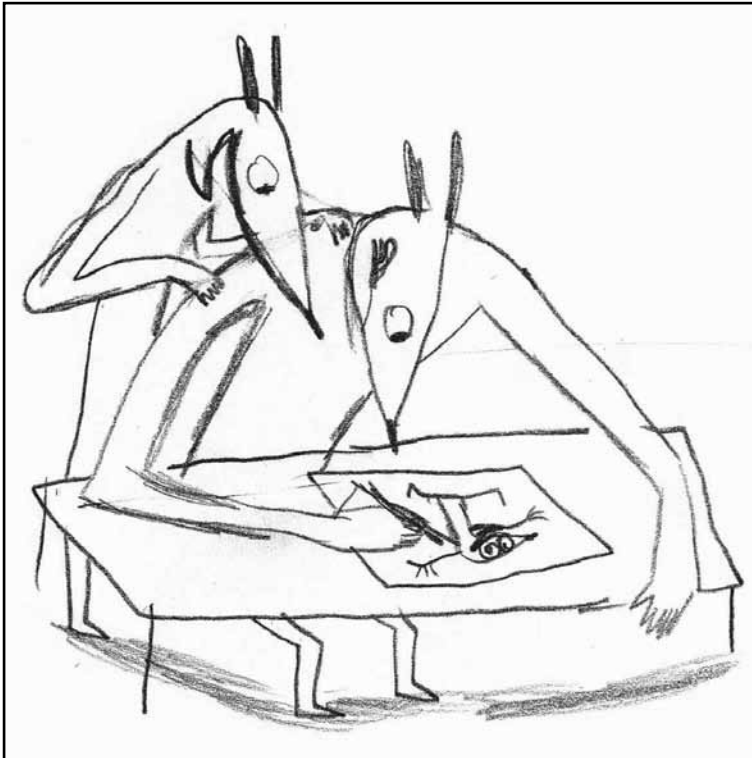
## *Learning outcomes*

Students will have acquired:

- Awareness of language development through aesthetic learning processes and how these relate to other learning processes
- Knowledge of how to produce a storyboard, create characters and background in film and various animation techniques
- Understanding of the processes related to animation and how these stimulate children's cognitive, social, emotional and motor development
- Knowledge of how to use metaphors, symbols and contrasts in animation and how these stimulate children's development and learning
- Understanding of how to apply theories in a teaching and learning situation
- Educational tools to use in inclusive teaching and in the teaching of children with special needs
- Skills in using computer animation techniques in their future work with children as a method of developing their language competencies
- Ability to work collaboratively in group-based activities

The module content is balanced between theoretical studies and practical activities, so students will experience not only the WHY of learning, but also the HOW.





### Assessment

The students are assessed through the submission of a written report that illustrates their theoretical reflections and understandings of the pedagogical possibilities of offering children the opportunity to produce animated cartoons and a short animation film.

All students who complete the module will receive a Diploma and a detailed Transcript of Records with specification of the 30 ECTS.



### **Fees and Housing**

There are no tuition fees for students from bilateral partners of VIA University College

For students coming from institutions without a bilateral partner agreement with VIA University College and for all non-European students the tuition fee is 3.200 Euro.

VIA University College can offer accommodation within walking distance from the

campus. The monthly rent per student is approximately 250 Euro. Please note that the monthly rent may be subject to change.

### **Application**

The student application/housing reservation form and deadline for application:

[www.viauc.com/tools](http://www.viauc.com/tools)

Or at the international department:

[Viborg.international@viauc.dk](mailto:Viborg.international@viauc.dk)

### **Academic Questions**



If you have academic questions please contact Module director, Børge Pugholm: [bpu@viauc.dk](mailto:bpu@viauc.dk)



More information on our beautiful city Viborg is available online at: [www.viborg.dk](http://www.viborg.dk)